

MyChart for the entire family

If you have access to your family members' medical records, you can view most of the information in their records in the same way that you view your own using MyChart.


Some things that might be particularly useful include:

- Viewing or printing your child's immunization record
- Viewing your child's growth charts
- Viewing a family member's test results

Access a family member's record


After you've received access, new or timely information for your family member appears alongside your info in your health feed on the MyChart home page. Their health information will have a different color bar from your health information.

You can view other information in your family member's record by switching to their chart. From the top right click **Switch** patient menu, select your family member's name.



View and print your child's immunization record

When you are in your child's record in MyChart, go to **My Record > Health Summary** and select the Immunizations tab. You can see the immunizations your child has received and the dates on which she received them. Click the immunization name to learn more.

To open a printer-friendly summary of your child's immunizations, click .


View your child's growth charts

To view your child's growth charts, open your child's record and go to **My Record > Growth Charts**.

You can customize the view of the growth chart by:

- Choosing a different Chart Set. For example, you can switch between growth charts provided by the Center for Disease Control (CDC) and the World Health Organization (WHO).
- Changing the Chart Type. For example, you can switch the view from length-for-age to weight-for-age or Body Mass Index-for-age.

You can also view the growth chart with a different unit of measure (metric or standard) by selecting the option for that unit of measure.

If you want a copy of the growth chart for your records, click .

Access to a family member's MyChart is provided through the primary care provider.

Contact them to request access and complete the necessary steps.